

**PERPETUAL
CREDIT
INCOME
TRUST**

ARSN 626 053 496



20 January 2021

ASX Limited
ASX Market Announcements Office
Exchange Centre
20 Bridge Street
SYDNEY NSW 2000

**Perpetual Credit Income Trust
Correction to Monthly Investment Update**

Perpetual Credit Income Trust (the Trust) (ASX: PCI) advises of a correction to the Monthly Investment Update (the Report) for the period ending December 2020 that was released on Tuesday, 19 January 2021. The units on issue should be 400,356,710 instead of 400,333,882 on page 1 under Key Trust Information. An updated Report with the correct number is attached.

If shareholders or other interested parties have any queries regarding the Report, they can contact:

Karen Davis
Senior Manager, Listed Products and Projects
Perpetual Investment Management Limited
P: 02 9229 9114
E: karen.davis@perpetual.com.au

Yours faithfully

A handwritten signature in black ink, appearing to be "KR", written over a horizontal line.

Kevin Razavi
Relationship Manager
(Authorising Officer)

INVESTMENT UPDATE December 2020

INVESTMENT OBJECTIVE

To provide investors with monthly income by investing in a diversified pool of credit and fixed income assets.

PORTFOLIO SNAPSHOT

AS AT 31 DECEMBER 2020	AMOUNT
ASX unit price	\$1.050
NTA per unit ¹	\$1.096

¹ Daily Net Tangible Asset (NTA) is available at www.perpetualincome.com.au

All figures are in Australian dollars (AUD), unless otherwise stated. All figures are unaudited and approximate. Past performance is not indicative of future performance. NTA figures are calculated as at the end of day on the last business day of the month.

INVESTMENT PERFORMANCE⁴

AS AT 31 DECEMBER 2020	1 MTH	3 MTHS	6 MTHS	1 YR	3 YRS P.A.	5 YRS P.A.	SINCE INCEP P.A.
PCI Investment portfolio	0.8%	2.9%	5.0%	3.0%	-	-	3.3%
Returns net of operating expenses							
RBA Cash Rate	0.0%	0.0%	0.1%	0.2%	-	-	0.6%
Excess returns	0.8%	2.9%	4.9%	2.8%	-	-	2.7%
Distribution return	0.3%	0.8%	1.8%	3.6%	-	-	3.5%

⁴ Investment returns, net of management costs have been calculated on the growth of Net Tangible Assets (NTA) after taking into account all operating expenses (including management costs) and assuming reinvestment of distributions on the ex-date. Distribution return has been calculated based on the PCI investment portfolio return less the growth of NTA. Past performance is not indicative of future performance. Since inception return is from allotment on 8 May 2019. Investment return and index return may not sum to excess return due to rounding.

PORTFOLIO SUMMARY

AS AT 31 DECEMBER 2020	AMOUNT
Number of holdings	113
Number of issuers	86
Running yield	3.7%
Portfolio weighted average life	4.5 years
Interest rate duration	54 days

KEY TRUST INFORMATION²

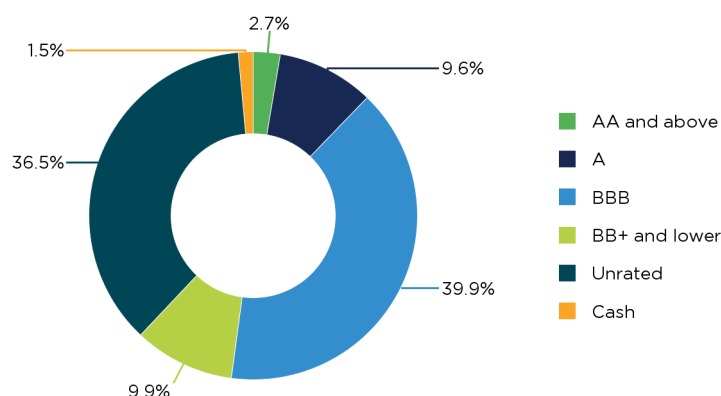
AS AT 31 DECEMBER 2020

ASX code:	PCI
Structure:	Listed Investment Trust
Listing date:	14 May 2019
Market capitalisation:	\$420 million
Units on issue:	400,356,710
Distributions:	Monthly
Management costs:	0.88% p.a. ³
Manager:	Perpetual Investment Management Limited
Responsible Entity:	Perpetual Trust Services Limited

² Perpetual Credit Income Trust ARSN 626 053 496.

³ Estimate inclusive of net effect of GST.

RATINGS BREAKDOWN



Source: Standard & Poor's and Perpetual Investments. Data is as at 31 December 2020. All figures are unaudited and approximate.

DISTRIBUTIONS CPU⁵

The table below shows the distribution in cents per unit paid each month in the respective financial year. The annual distribution return is 3.6%. This is in line with the Trust's target return of RBA Cash Rate +3.25% (net of fees) through the economic cycle. This is a target only and may not be achieved.

AS AT 31 DECEMBER 2020	JUL	AUG	SEP	OCT	NOV	DEC	JAN	FEB	MAR	APR	MAY	JUN	FYTD
FY2020	0.40	0.40	0.39	0.37	0.36	0.37	0.37	0.35	0.33	0.30	0.31	0.30	4.26
FY2021	0.32	0.32	0.30	0.31	0.28	0.30	-	-	-	-	-	-	1.82

⁵ Distributions are stated as cents per unit and have been rounded to two decimal places. Detailed distribution announcements are available on the PCI website and are stated in Australian dollars rather than cents per unit. Distribution return has been calculated based on the PCI investment portfolio return less the growth of NTA. Past performance is not indicative of future performance.

TOTAL UNITHOLDER RETURN⁶

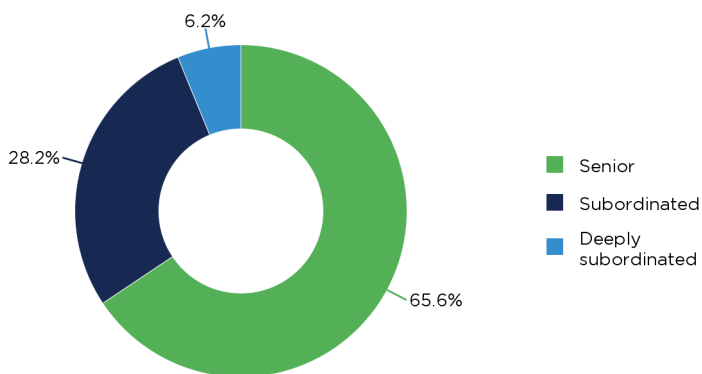
AS AT 31 DECEMBER 2020	1 MTH	3 MTHS	6 MTHS	1 YR	3 YRS P.A.	5 YRS P.A.	SINCE INCEP P.A.
Total unitholder return	-0.7%	3.3%	11.3%	-4.4%	-	-	0.2%
RBA Cash Rate	0.0%	0.0%	0.1%	0.2%	-	-	0.9%
Excess returns	-0.7%	3.3%	11.3%	-4.6%	-	-	-0.7%
Distribution return	0.3%	0.9%	2.0%	3.5%	-	-	3.0%

⁶ Total unitholder return - ASX unit price performance with reinvestment of distributions has been calculated on the growth of the ASX unit price and assumes reinvestment of distributions on the ex-date. Distribution return has been calculated based on the total unitholder return less the growth in the ASX unit price over the period. Past performance is not indicative of future performance. Since inception return is from listing on 14 May 2019, initial price used is the subscription price of \$1.10. Unitholder return and index return may not sum to excess return due to rounding.

NTA PER UNIT VS ASX UNIT PRICE PERFORMANCE

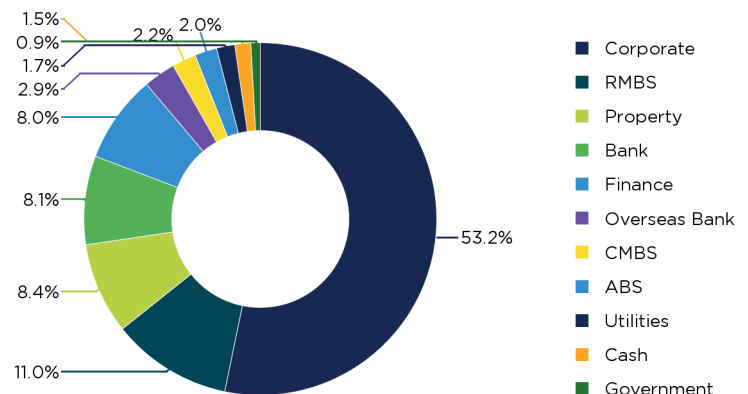


SENIORITY BREAKDOWN



Source: Bloomberg and Perpetual Investments. Data is as at 31 December 2020. All figures are unaudited and approximate.

SECTOR ALLOCATION



Source: Bloomberg and Perpetual Investments. Data is as at 31 December 2020. All figures are unaudited and approximate.

TRUST COMMENTARY

PORTFOLIO UPDATE

The Trust's portfolio returned 0.8% in December, outperforming the Reserve Bank of Australia (RBA) Cash Rate (benchmark). The key contributing factor to performance was the continued tightening of credit spreads due to improving macroeconomic expectations and investor confidence following the US presidential election and COVID-19 vaccine news. Domestic spreads were resilient in late December as travel restrictions were reintroduced to combat the spread of COVID-19 in New South Wales. On aggregate, credit spreads in the corporate sector outperformed the financial sector. Portfolio allocations to non-financial corporates, property and domestic banks were the main contributors to performance.

Primary market activity was subdued through the latter half of the month in line with seasonal expectations. The Manager participated in primary and secondary markets throughout early December, increasing the number of issuers in the Trust's portfolio from 82 to 86 and assets from 110 to 113. While the investment strategy of the Trust is to typically invest in 50 to 100 assets, the Manager is seeing numerous opportunities which it believes will add value to the portfolio and provide further diversification benefit by reducing sector, issuer and credit duration risks.

During the month, the Manager trimmed exposures to the non-financial corporate sector and Residential Mortgage Backed Securities (RMBS). The Manager also took the opportunity to rebuild the Trust's cash position in order to maintain flexibility to deploy capital as relative value opportunities are identified. The portfolio's seniority and credit rating (investment grade and non-investment grade) allocations were broadly maintained.

Key changes to the portfolio are detailed below.

The Manager took part in the December issuance by Goodman Australian Industrial Fund, increasing the Trust's exposure to industrial property. Industrial property spreads have proven resilient in comparison to other commercial real estate throughout the pandemic and rating agency Standard & Poor's recently placed Goodman Industrial Partnership on a positive outlook which represented one of the first positive adjustments in the Real Estate Investment Trust (REIT) space since the start of 2020.

The Manager elected to liquidate the recently established position in NBN Co's 5-year November issue. Subsequently, NBN Co issued a 10-year floating rate note in December which increased the credit spread. The Manager was able to lock in profits on the 5-year position prior to the spread widening.

The Manager participated in new issuance from the University of Western Sydney and the University of Wollongong. The university sub-sector had struggled through the first three quarters of 2020 as a result of the spread of COVID-19. However, expectations of increasing interstate and potential international travel is expected to be supportive for the sector and flow onto positive credit spread movements.

The Trust's income was predominantly generated by coupon payments and interest income from portfolio exposure to non-financial corporates, residential mortgage backed securities, property and non-bank financials. The Trust portfolio's running yield remained at 3.7% at the end of December.

INVESTMENT OBJECTIVE

To provide investors with monthly income by investing in a diversified pool of credit and fixed income assets.

TARGET RETURN

The Trust has a target total return of RBA Cash Rate plus 3.25% p.a. (net of fees) through the economic cycle. This is a target only and may not be achieved.

INVESTMENT STRATEGY

The Perpetual Credit Income Trust (PCI) (the "Trust") will hold a diversified and actively managed portfolio of credit and fixed income assets.

The Trust will typically hold 50 to 100 assets.

30% - 100%	Investment grade assets
0% - 70%	Unrated or sub-investment grade assets
70% - 100%	Assets denominated in AUD
0% - 30%	Assets denominated in foreign currencies (which are typically hedged back to AUD)
0% - 70%	Perpetual Loan Fund

The Trust will diversify exposure and will have maximum exposure limits to issuers.

Typical investments will include corporate bonds, floating rate notes, securitised assets and private debt (for example, corporate loans). Exposure to corporate loans may be gained indirectly through the Perpetual Loan Fund.

ABOUT THE MANAGER

The Trust is managed by Perpetual Investment Management Limited. The Manager has one of the most experienced, proven and stable credit and fixed income teams in the Australian fixed income market. The Manager and the Responsible Entity are wholly owned subsidiaries of Perpetual Limited.

PORTFOLIO MANAGERS

Michael Korber



Managing Director, Credit & Fixed Income

Portfolio Manager: Perpetual Credit Income Trust Perpetual Pure Credit Alpha

Michael has over 37 years' experience, having been involved in credit markets since their development in Australia during the 1990's. Unlike many other fixed income portfolio managers in this market, Michael has a background in lending and banking, understanding credit risk in a fundamental way.

Anne Moal



Head of Corporate High Yield

Portfolio Manager: Perpetual Loan Fund

Anne is an experienced credit markets specialist, having worked for 22 years in credit and fixed income markets in research, origination and trading roles. Anne joined the Credit and Fixed Income Team at Perpetual Investments in 2014. Anne is the portfolio manager of the Perpetual Loan Fund with a focus on higher yielding income opportunities.

PERPETUAL KEY CONTACTS

INVESTOR RELATIONS

Karen Davis
P: 02 9229 9114
E: karen.davis@perpetual.com.au

NSW

Mark Williams
Key Account Manager, Perpetual Investments
P: 0405 385 960
E: mark.williams@perpetual.com.au

VIC/SA/NT/TAS

Daniel Moore
Regional Manager, Perpetual Investments
P: 0400 032 819
E: daniel.moore@perpetual.com.au

QLD

Tony Harte
Regional Manager, Perpetual Investments
P: 0407 708 109
E: tony.harte@perpetual.com.au

WA

Tim McCallum
Regional Manager, Perpetual Investments
P: 0411 209 403
E: tim.mccallum@perpetual.com.au

This monthly report has been prepared by Perpetual Investment Management Limited ABN 18 000 866 535, AFSL 234426 (PIML or Perpetual Investments) and issued by Perpetual Trust Services Limited ABN 48 000 142 049, AFSL 236648 (PTSL). PTSL is the responsible entity and issuer of the Perpetual Credit Income Trust ARSN 626 053 496 (Trust). PTSL has appointed PIML to act as the manager of the Trust. This monthly report is general information only and is not intended to provide you with financial advice or take into account your objectives, financial situation or needs. You should consider, with a financial adviser, whether the information is suitable for your circumstances. To the extent permitted by law, no liability is accepted for any loss or damage as a result of any reliance on this information. Past performance is not indicative of future performance. This information is believed to be accurate at the time of compilation and is provided in good faith. This report may contain information contributed by third parties. PIML and PTSL do not warrant the accuracy or completeness of any information contributed by a third party. Any views expressed in this monthly report are opinions of the author at the time of writing and do not constitute a recommendation to act.

Before making any investment decisions you should consider the Product Disclosure Statement (PDS) for the Trust issued by PTSL and the Trust's other periodic and continuous disclosure announcements lodged with the Australian Securities Exchange (ASX), which are available at www.perpetualincome.com.au or can be obtained by calling 1300 778 468 (within Australia) or +61(2) 9299 9621 (from overseas).

No company in the Perpetual Group (Perpetual Group means Perpetual Limited ABN 86 000 431 827 and its subsidiaries) guarantees the performance of the Trust or the return of an investor's capital. This information does not constitute an offer, invitation, solicitation or recommendation with respect to the purchase or sale of the Trust's units.

This report may contain information obtained from third parties, including ratings from credit ratings agencies such as Standard & Poor's. Reproduction and distribution of third party content in any form is prohibited except with the prior written permission of the related third party. Third party content providers do not guarantee the accuracy, completeness, timeliness or availability of any information, including ratings, and are not responsible for any errors or omissions (negligent or otherwise), regardless of the cause, or for the results obtained from the use of such content. **THIRD PARTY CONTENT PROVIDERS GIVE NO EXPRESS OR IMPLIED WARRANTIES, INCLUDING, BUT NOT LIMITED TO, ANY WARRANTIES OF MERCHANTABILITY OR FITNESS FOR A PARTICULAR PURPOSE OR USE. THIRD PARTY CONTENT PROVIDERS SHALL NOT BE LIABLE FOR ANY DIRECT, INDIRECT, INCIDENTAL, EXEMPLARY, COMPENSATORY, PUNITIVE, SPECIAL OR CONSEQUENTIAL DAMAGES, COSTS, EXPENSES, LEGAL FEES, OR LOSSES (INCLUDING LOST INCOME OR PROFITS AND OPPORTUNITY COSTS OR LOSSES CAUSED BY NEGLIGENCE) IN CONNECTION WITH ANY USE OF THEIR CONTENT, INCLUDING RATINGS.** Credit ratings are statements of opinions and are not statements of fact or recommendations to purchase, hold or sell securities. They do not address the suitability of securities or the suitability of securities for investment purposes, and should not be relied on as investment advice.

CONTACT DETAILS

Phone: 1300 778 468 within Australia,
or +61(2) 9299 9621 outside Australia
Email: perpetual@automicgroup.com.au
www.perpetualincome.com.au

