

## Wholesale Funds

# THE TRUST COMPANY FIXED INTEREST FUND

August 2024

### FUND FACTS

**Investment objective:** • To provide investors with income and capital stability through investment in a diversified portfolio of fixed income and diversified credit investments; and • outperform the stated benchmark (before fees and taxes) over 3 year rolling periods.

### FUND BENEFITS

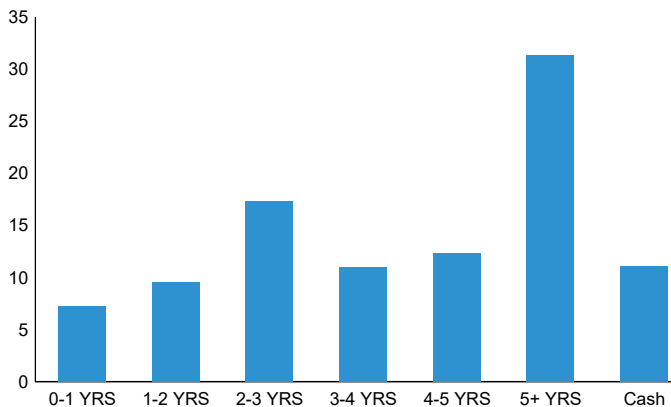
The fund is designed to provide investors with a diversified fixed income solution that manages both credit risk (credit worthiness) and duration risk (sensitivity to changes in interest rates) in different economic conditions.

### FUND RISKS

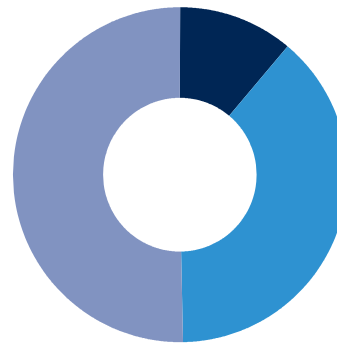
All investments carry risk and different strategies may carry different levels of risk. The relevant product disclosure statement or offer document for a fund should be considered before deciding whether to acquire or hold units in that fund. Your financial adviser can assist you in determining whether a fund is suited to your financial needs.

<b>Benchmark:</b>	Blended Bloomberg AusBond Bank Bill and Bloomberg AusBond Bond Indexes
<b>Inception Date:</b>	October 2000
<b>Size of Portfolio:</b>	\$31.58 million as at 30 Jun 2024
<b>APIR:</b>	PIM0101AU
<b>Mgmt Cost:</b>	0.72% p.a.
<b>Investment style:</b>	Growth and Income
<b>Suggested minimum investment period:</b>	Three years or longer

### MATURITY PROFILE



### PORTFOLIO SECTORS

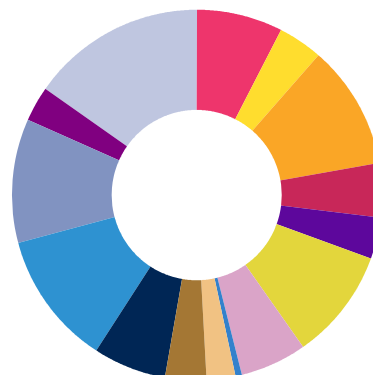


### NET PERFORMANCE- periods ending 31 August 2024

	Fund	Benchmark	Excess
1 month	0.87	0.71	+0.16
3 months	2.29	2.06	+0.23
1 year	7.67	4.73	+2.94
2 year p.a.	6.20	3.75	+2.45
3 year p.a.	1.97	0.92	+1.04
4 year p.a.	2.28	0.77	+1.51
5 year p.a.	2.10	0.85	+1.25
7 year p.a.	2.84	1.91	+0.93
10 year p.a.	3.09	2.25	+0.85
Since incep.	4.36	4.27	+0.09

Past performance is not indicative of future performance. Returns may differ due to different tax treatments.

### PORTFOLIO SECTORS



---

Perpetual was appointed as Fund Manager effective 28 July 2014. The previous Fund Manager invested under a different investment strategy using a different investment approach. Therefore performance information before 28 July 2014 is not directly comparable.

This publication has been prepared by Perpetual Investment Management Limited (PIML) ABN 18 000 866 535, AFSL No 234426. It is general information only and is not intended to provide you with financial advice or take into account your objectives, financial situation or needs. You should consider, with a financial adviser, whether the information is suitable for your circumstances. To the extent permitted by law, no liability is accepted for any loss or damage as a result of any reliance on this information.

The PDS for the relevant fund, issued by PIML, should be considered before deciding whether to acquire or hold units in that fund. The PDS and Target Market Determination can be obtained by calling 1800 022 033 or visiting our website [www.perpetual.com.au](http://www.perpetual.com.au). No company in the Perpetual Group (Perpetual Limited ABN 86 000 431 827 and its subsidiaries) guarantees the performance of any fund or the return of any investor's capital. Total return shown for the fund(s) have been calculated using exit prices after taking into account all of Perpetual's ongoing fees and assuming reinvestment of distributions. No allowance has been made for contribution or withdrawal fees or taxation (except in the case of superannuation funds, as applicable). Past performance is not indicative of future performance.

---

## **MORE INFORMATION**

Adviser Services 1800 062 725

Investor Services 1800 022 033

Email [investments@perpetual.com.au](mailto:investments@perpetual.com.au)

[www.perpetual.com.au](http://www.perpetual.com.au)

